

Statistics






TOTAL

Election Day Precincts Reporting	1 of 1
Precincts Complete	1 of 1
Precincts Partially Reported	0 of 1
Absentee/ Early Precincts Reporting	1 of 1
Registered Voters - Total	1,096
Ballots Cast - Total	363
Ballots Cast - Blank	0
Voter Turnout - Total	33.12%

City Council Member District 3

Vote For 1






TOTAL VOTE %

Amy M. Glass	96	72.18%	
Brittany Moffatt	37	27.82%	
Total Votes Cast	133	100.00%	
Overvotes	0	0.00%	
Undervotes	0	0.00%	
Precincts Reporting	1 of 1		

City Council Member District 5 At-Large

Vote For 1

TOTAL VOTE %

Gavin Moffatt	65	17.91%	
Lou Bennie Ann Williams	297	81.82%	
Total Votes Cast	362	99.72%	
Overvotes	0	0.00%	
Undervotes	1	0.28%	
Precincts Reporting	1 of 1		